Mini cylinder, Series MNI

- Ø 10-25 mm
- Ports M5 G 1/8
- double-acting
- with magnetic piston
- Cushioning elastic
- corrosion-protected
- with integrated rear eye
- Piston rod External thread
- ATEX optional



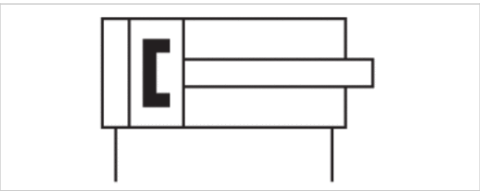

Standards	ISO 6432
Certificates	ATEX optional
Compressed air connection	Internal thread
Working pressure min./max.	1 ... 10 bar
Ambient temperature min./max.	-25 ... 80 °C
Medium temperature min./max.	-25 ... 80 °C
Medium	Compressed air
Max. particle size	50 µm
Oil content of compressed air	0 ... 5 mg/m³
Pressure for determining piston forces	6.3 bar
Weight	See table below

Technical data

Piston Ø Piston rod thread Ports Piston rod Ø Cylinder outer thread	10 mm M4 M5 4 mm M12x1,25	12 mm M6 M5 6 mm M16x1,5	16 mm M6 M5 6 mm M16x1,5	20 mm M8 G 1/8 8 mm M22x1,5	25 mm M10x1,25 G 1/8 10 mm M22x1,5
Stroke 10	0822330201	0822331201	0822332201	0822333201	0822334201
25	0822330202	0822331202	0822332202	0822333202	0822334202
50	0822330203	0822331203	0822332203	0822333203	0822334203
80	0822330204	0822331204	0822332204	0822333204	0822334204
100	0822330205	0822331205	0822332205	0822333205	0822334205
125	0822330215	0822331206	0822332206	0822333206	0822334206
160	0822330209	0822331207	0822332207	0822333207	0822334207
200	0822330235	0822331218	0822332208	0822333208	0822334208
250	0822330219	0822331219	0822332209	0822333209	0822334209
320	-	0822331223	0822332210	0822333210	0822334210
400	-	0822331217	0822332219	0822333214	0822334211
500	-	0822331233	0822332220	0822333220	0822334212

Technical data

Piston Ø	10 mm	12 mm	16 mm	20 mm	25 mm
Retracting piston force	42 N	53 N	109 N	166 N	260 N
Extracting piston force	49 N	71 N	127 N	198 N	309 N
Impact energy	0,04 J	0,07 J	0,14 J	0,23 J	0,35 J
Weight 0 mm stroke	0,042 kg	0,073 kg	0,091 kg	0,149 kg	0,249 kg
Weight +10 mm stroke	0,002 kg	0,005 kg	0,006 kg	0,009 kg	0,013 kg
Stroke max.	250 mm	600 mm	800 mm	1100 mm	1300 mm

Technical information

The pressure dew point must be at least 15 °C under ambient and medium temperature and may not exceed 3 °C .
The oil content of compressed air must remain constant during the life cycle.
Use only the approved oils from AVENTICS. Further information can be found in the “Technical information” document (available in the MediaCentre).

Clamping piece for magnetic field sensor necessary

ATEX-certified cylinders with identification II 2G Ex h IIB T4 Gb / II 2D Ex h IIIB T135°C Db_X can be generated in the Internet configurator.
The operating temperature range for ATEX-certified cylinders is - 20 °C ... 50 °C .

Technical information

Material	
Cylinder tube	Stainless steel
Piston rod	Stainless steel
Piston	Brass, Aluminum
Front cover	Aluminum, anodized
End cover	Aluminum, anodized
Seal	Acrylonitrile butadiene rubber Polyurethane
Nut for cylinder mounting	Steel, galvanized
Nut for piston rod	Steel, galvanized
Scraper	Polyurethane

Dimensions

Dimensions

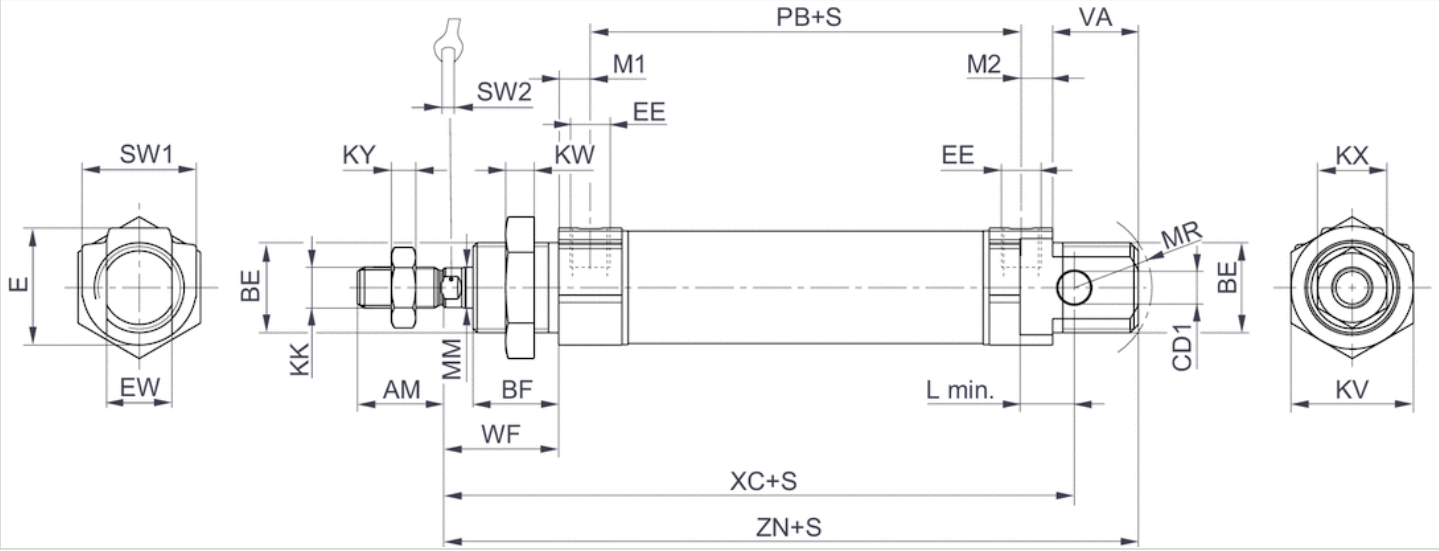

S = stroke

Dimensions

Piston Ø	AM–2	BE	BF	CD H9	E	EE t = depth of thread	EW d13	KK	KV	KW	KX
10 mm	12	M12x1,25	11	4	14	M5 t=5	8	M4	17	5.5	7
12 mm	16	M16x1,5	16	6	19	M5 t=5	12	M6	22	6	10
16 mm	16	M16x1,5	16	6	19	M5 t=5	12	M6	22	6	10
20 mm	20	M22x1,5	18	8	28	G 1/8 t=8	16	M8	30	7	13
25 mm	22	M22x1,5	21	8	28	G 1/8 t=8	16	M10x1,25	30	7	17

Piston Ø	KY	L min	MM f8	M1/M2	MR	PB ±1	VA	WF ±1,4	XC ±1	ZN ± 1,4	SW 1	SW 2
10 mm	2.2	6	4	4.8	12	47	11	16	74 1)	83.5	13	3
12 mm	3.2	8	6	4.8	16	41	16	22	75	88.5	19	5
16 mm	3.2	8	6	4.8	16	47	17	22	82	95.5	19	5
20 mm	4	12	8	7	18	51	19	24	95	109.5	28	6
25 mm	6	12	10	7	19	55	21	28	104	119.5	28	8

Accessories overview

Overview drawing

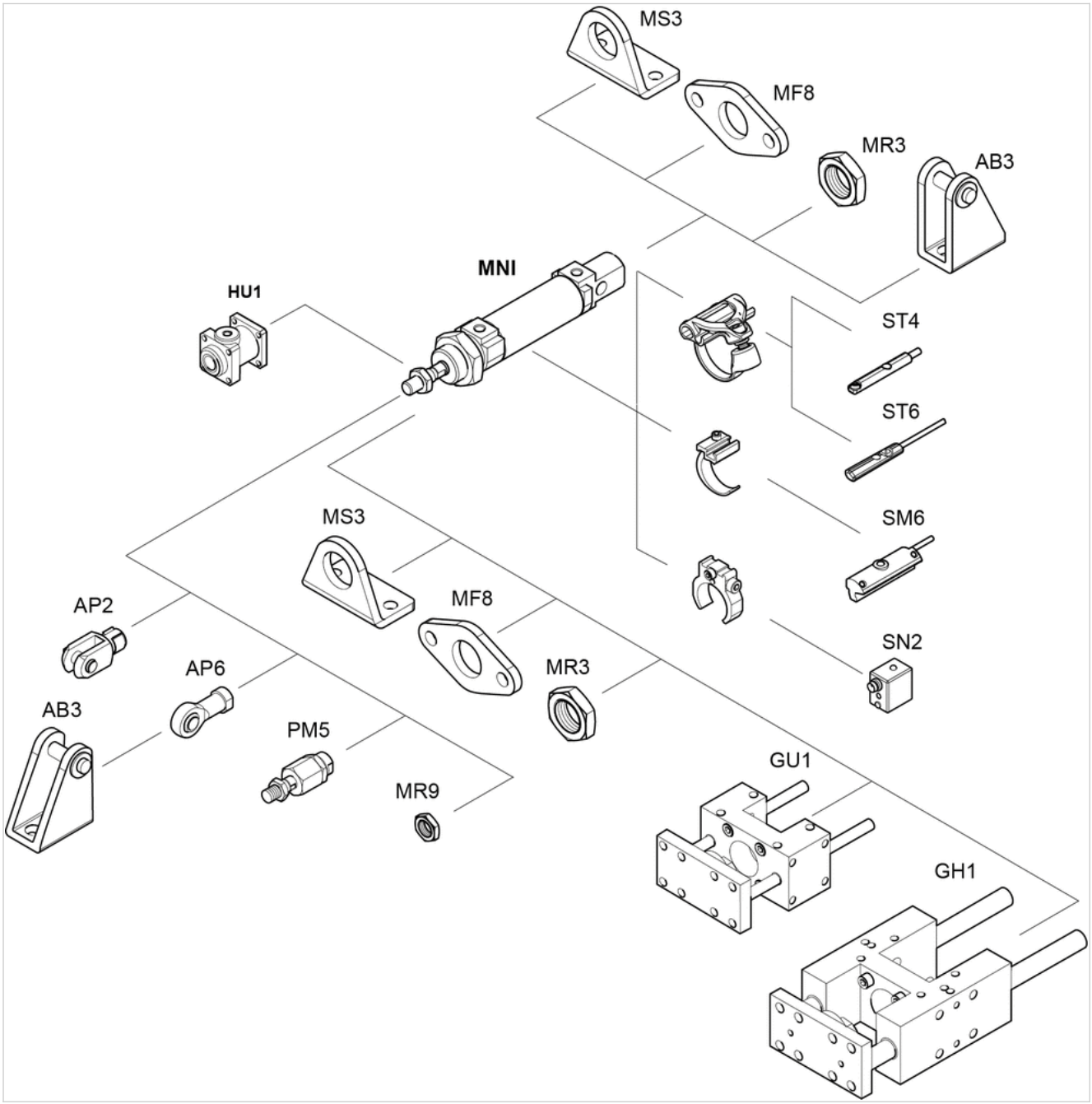

NOTE:
This overview drawing is only for orientation to indicate where the various accessory parts can be fastened to the cylinder. The illustration has been simplified for this purpose. It is thus not possible to derive the dimensions from this overview.